

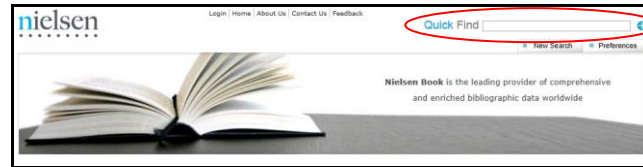
BookData Online

BookData Online is an online bibliographic search database which contains over 35 million English-language titles published in the U.K., the U.S., Australia, New Zealand and South Africa, including in-print and forthcoming titles and out-of-print records for access by users. Full bibliographic data is provided, and some records even contain descriptive content and book cover images.

BookData Online 線上書目檢索資料庫收錄逾 3 500 萬項在英國、美國、澳洲、新西蘭及南非出版的英文書目，包括現存版、即將出版和絕版的書目，供使用者搜索。此資料庫提供完備的書目資料。部分記錄更包含內容簡介和封面圖像。

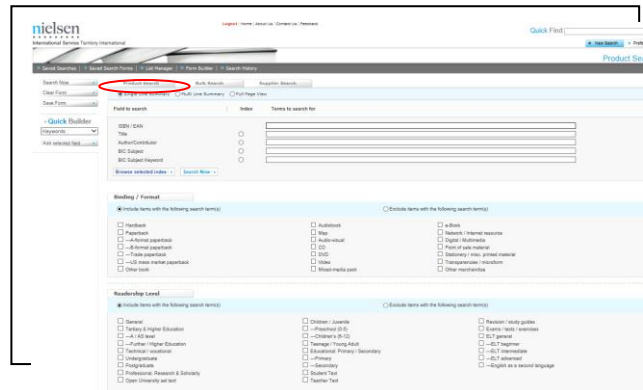
Searching

Quick Find Search



1. Type an ISBN or your search criteria into the search field from the **Quick Find** Box in the top right hand corner of the screen.
2. Click the **Arrow** button and the result list is displayed.

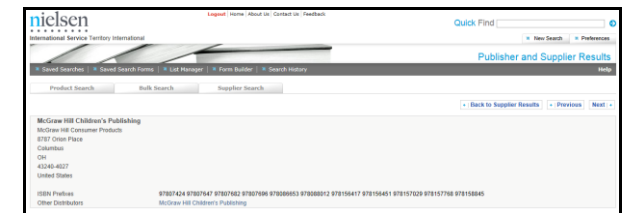
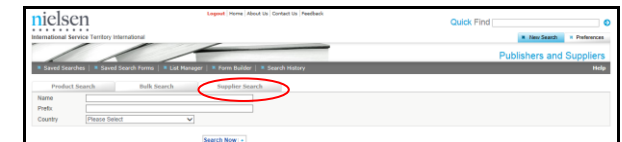
Product Search



1. Click the **New Search** button in the top right hand corner of the page.

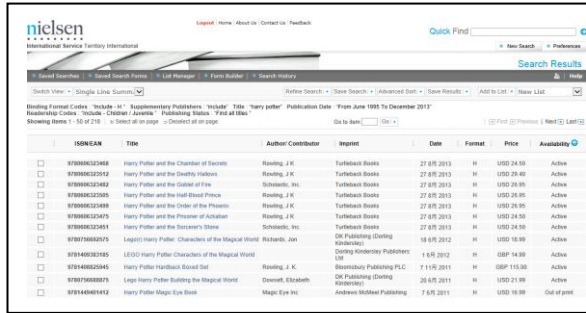
2. The default search form is displayed.
3. Select your preferred result record format from **Single Line Summary**, **Multi Line Summary** or **Full Page View**.
4. Enter your search terms in the **Search** field.
5. Check and select from other **Search Options** to apply limiters if appropriate. Search Options include: Binding / Format, Readership Level, Supplier Availability, Wholesalers, Publication Date, Price and Publishing Status, etc.
6. Click the **Search Now** button and the result list is displayed.

Supplier Search



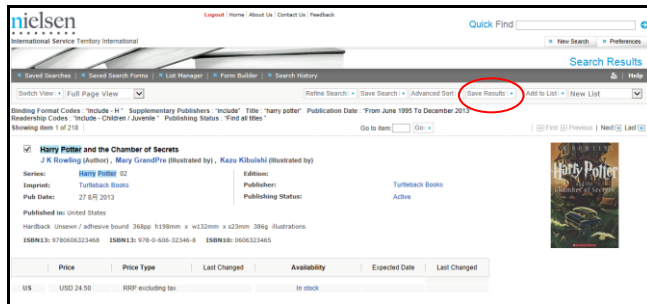
1. Click the **New Search** button in the top right hand corner of the page.
2. Click the **Supplier Search** tab on the default search form.
3. Enter the name or ISBN prefix of publisher or supplier as your search terms in the **Name** or **Prefix** field. Alternatively, you can also find a list of publishers and suppliers within **Country**.
4. Click the **Search Now** button and the supplier result is displayed.

Viewing Search Results



1. The results are displayed in the result list screen.
2. Click on the **title** link to view the full record.

Print / Save / Email the Results



1. Click the **title** link to select the record you want to print/ send on the result list screen, then, check the box to select that specific result record.
2. Or, check the box to select the result record to print/ send all the selected records together in the result list screen.
3. Click the **Save Results** button.
4. Select your preferred output type from **Print**, **Save** or **Email Output**.

5. Select the file type and record format you preferred.
6. Click the **Submit** button.

Print:

- Follow the standard procedures to pay for and collect the printouts in the Library.

Email:

- Enter the email subject, email address of sender and receiver before clicking the **Submit** button.

Available at 使用地點

All libraries of Hong Kong Public Libraries except mobile libraries
所有香港公共圖書館 (流動圖書館除外)

Remote Access 經互聯網使用

Registered library readers of the Hong Kong Public Libraries via the following website:
香港公共圖書館登記讀者, 可經以下網址使用此資料庫:

<http://www.hkpl.gov.hk/remotearchess>



Enquiries 查詢

Tel. 電話 : 2921 0222

Email 電郵 : hkcl_ref@lcsd.gov.hk



香港公共圖書館
Hong Kong Public Libraries

BookData Online



e-Database User Guide 電子資料庫使用指南